




F898

fieldbus diagnostics termination board

- Provides fieldbus diagnostics with any fieldbus power supply and any fieldbus control system
- Compact, DIN-rail mountable
- Redundant 24V dc power connections
- Supports eight fieldbus segments



The F898 interface enables the benefits of integrated, fieldbus physical-layer diagnostics to be available with any fieldbus power supply and in any fieldbus control system.

The F898 carrier can either be connected in series with the eight fieldbus segments between either the control system I/O terminals and the fieldbus power supply, or between the fieldbus power supply and the fieldbus trunk wiring to the field. Alternatively, a parallel connection can be made with a single connection/segment between the F898 interface and any point on the fieldbus trunk.

Redundant 24V dc input connections are provided for the F809F Fieldbus diagnostic module. Additionally, the F809F monitors the status of the power feeds and temperature of the module, providing valuable diagnostic information on the health of the power supply cabinet.

The F898 carrier is designed for easy mounting on a DIN rail.

Note: F809F diagnostic module shown in photograph is not included in the F898 product order code and should be ordered separately.

SPECIFICATION

Location of equipment
Safe area

CONNECTIONS

Fieldbus Terminals

In and out connection for eight monitored fieldbus segments.
In and out connection for option of communication on separate fieldbus segment.

Number of power supply inputs
Two

Terminal type

Two-part, pluggable connectors with rising-cage-clamp screw terminals
Conductor size: 0.14 to 2.5mm²

MECHANICAL

Mounting method

DIN-rail mounting kit

DIN-rail types

'Top hat', 35mm x 7.5mm or 35mm x 15mm to EN 50022

ENVIRONMENTAL

Ambient temp

-40°C to +70°C

Storage

-40°C to +85°C

Ingress protection

IP20 to BS EN60529
(For additional protection mount the equipment in an enclosure)

PHYSICAL NETWORKS

IEC 61158-2
FOUNDATION fieldbus™ H1

ORDERING INFORMATION

PART NO	DESCRIPTION
F898	Eight segment diagnostic interface
F809F	Fieldbus diagnostic module *

* For further details see F809F datasheet - available at:
www.mtl-inst.com/products/fieldbus/datasheets/F809F.pdf

The given data is only intended as a product description and should not be regarded as a legal warranty of properties or guarantee. In the interest of further technical developments, we reserve the right to make design changes.



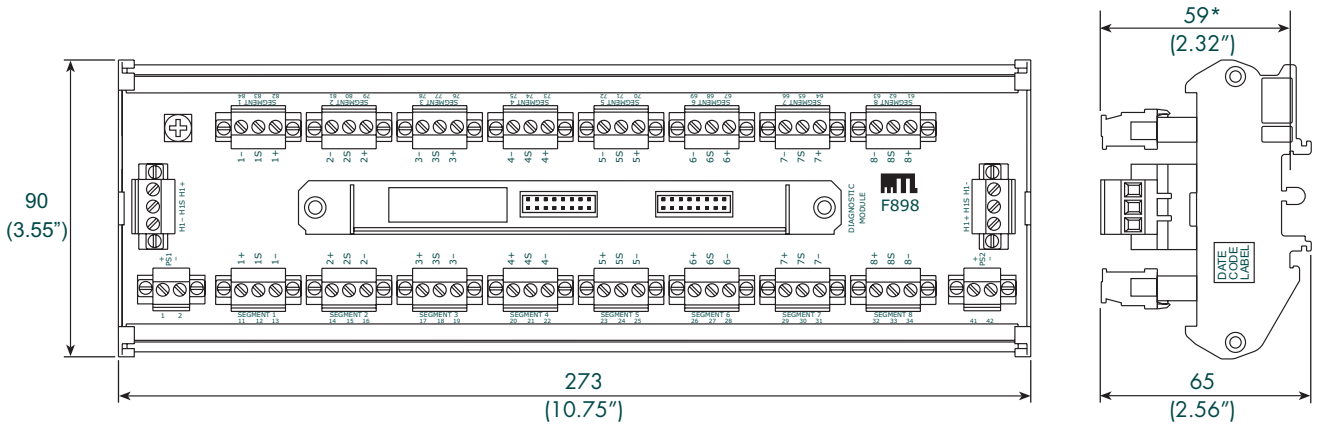
EUROPE (EMEA): +44 (0)1582 723633
enquiry@mtl-inst.com

THE AMERICAS: +1 800 835 7075
csinfo@mtl-inst.com

ASIA-PACIFIC: +65 6 487 7887
sales@mtlsing.com.sg

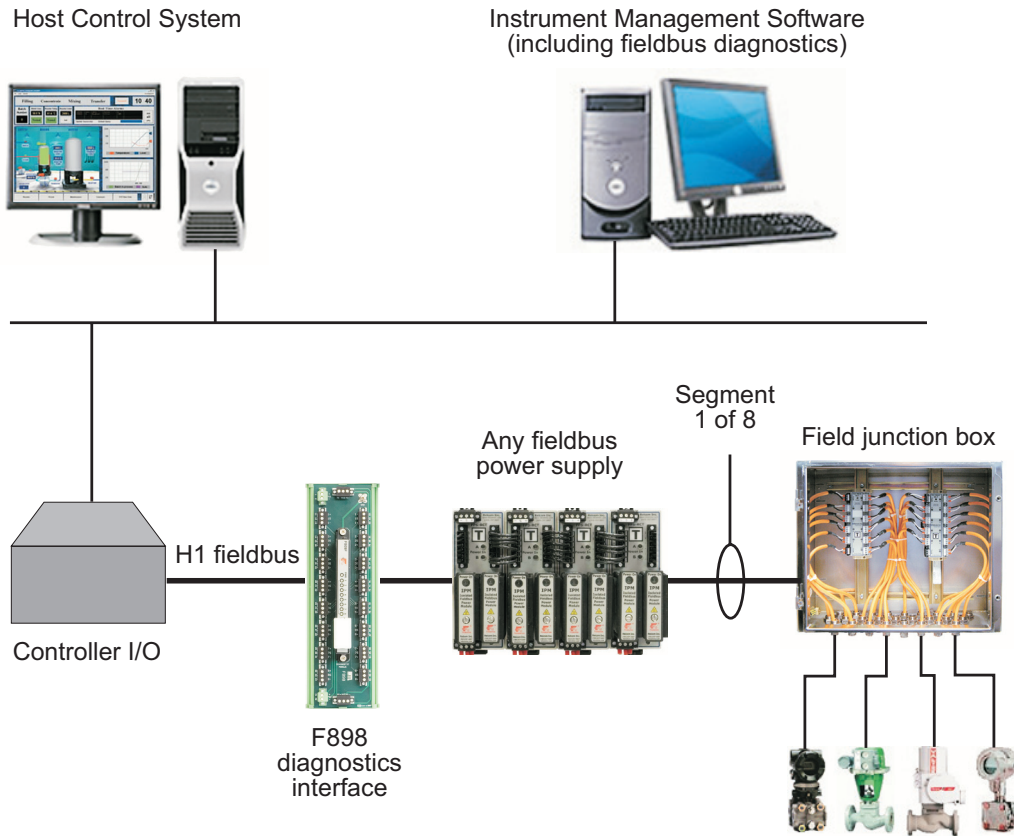
EPS F898 Rev1 070410

F898 DIMENSIONS - mm (inches)



* 175 (6.9") from DIN rail with F809F fitted

F898 SYSTEM DIAGRAM



The given data is only intended as a product description and should not be regarded as a legal warranty of properties or guarantee. In the interest of further technical developments, we reserve the right to make design changes.



EUROPE (EMEA): +44 (0)1582 723633
enquiry@mtl-inst.com

THE AMERICAS: +1 800 835 7075
csinfo@mtl-inst.com

ASIA-PACIFIC: +65 6 487 7887
sales@mtlsing.com.sg

EPS F898 Rev1 070410